



It is our mission to protect your health, but we need you to do your part.

COVID-19 Surveillance Data

Beaufort County Health Department

1436 Highland Drive, Washington, North Carolina 27889

252.946.1902

Updates are generally completed daily during the work week though some data is compiled weekly or monthly.



Monday, January 24, 2022

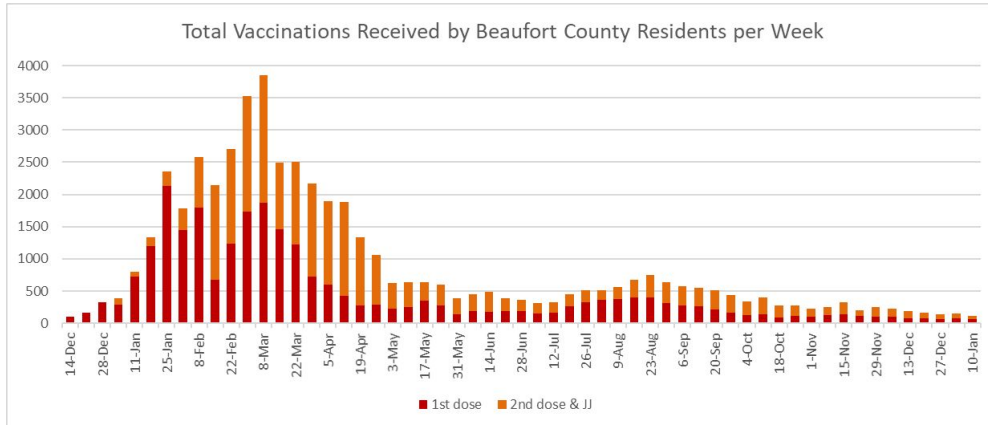
Tests conducted on Beaufort county residents (to date)	68,915	
Total cases (tested positive)	11,180	
Total hospitalizations that have occurred	391	3.5%
Total Deaths*	141	1.3%
Average age of deaths (years)	-	
Known active cases currently in the county	2,172	
Currently hospitalized	24	1.1%
Currently on a ventilator	1	
Total cases recovered	8,867	79.3%
Seven (7) day average case rate	213.3	
Positive cases since June 1, 2021**	3,447	
Breakthrough (positive after completing vaccination)**	663	19%
	-	
Deaths* from long term care facilities	55	39%

*Deaths reported through this website have been confirmed through a review of the death certificates. This validation process can sometimes take a long time when a resident passes in another County or State. Other sources may report presumptive totals and therefore will vary with those reported here.

**June 1, 2021 is used as a starting point due to first breakthrough case and start of Delta Variant detected in area.

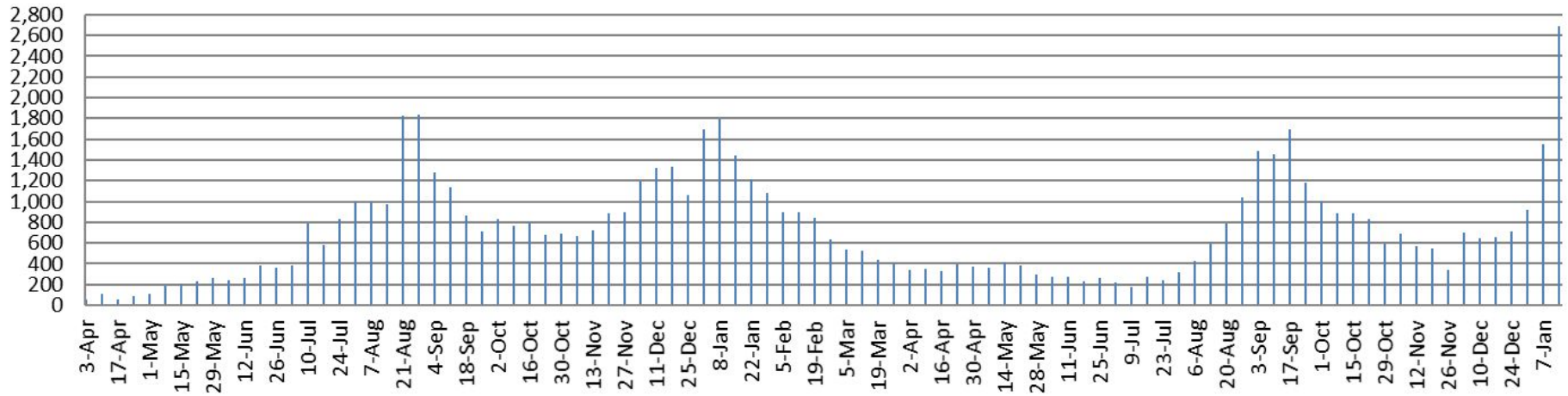
COVID-19 Vaccination Information:

[Click Here for more Information on the COVID Vaccination](#)



Tuesday, January 18, 2022		Total
Beaufort County Population (NCSCSH)		47,079
Residents that are partially vaccinated against COVID-19	26,445	56.2%
Completed COVID-19 vaccine series (all vaccines)	24,856	52.8%
Received extra dose or has been given a booster	11,005	
Population over 65 years of age (NCSCSH)	11,281	
Over 65 that have received first dose of COVID-19 vaccine	10,606	94.0%
Over 65 that have completed series	10,245	90.8%
Adult Population (18 and older)	37,758	
Partially vaccinated	25,153	66.6%
Fully vaccinated	23,793	63.0%
12-17 year olds vaccinated	3,295	
Partially vaccinated	994	30.2%
Fully vaccinated	866	26.3%
5-11 year olds vaccinated	3,604	
Partially vaccinated	298	8.3%
Fully vaccinated	197	5.5%

Beaufort County Number of Tests Conducted (weekly totals) as of 1/14/2022

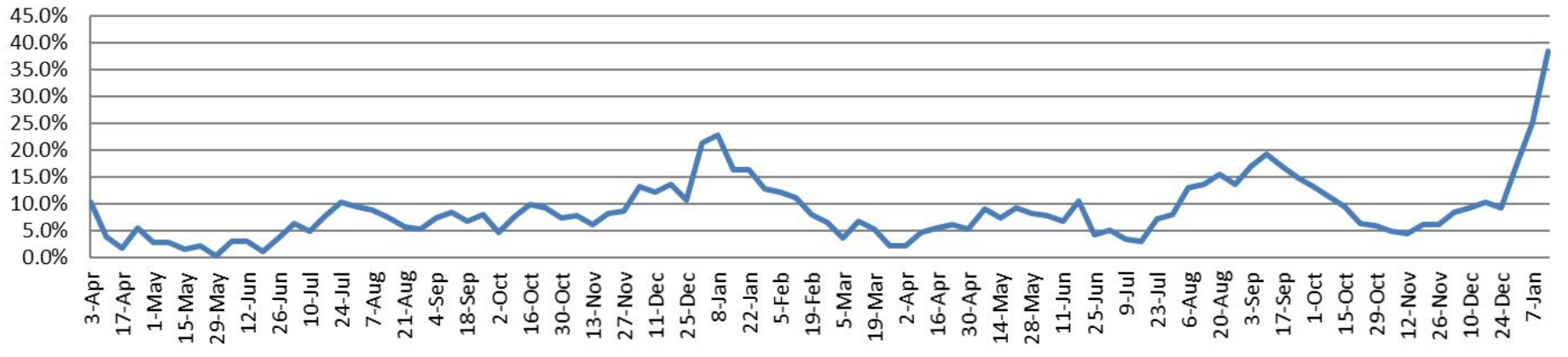


This data is usually compiled on Monday for the previous week's count.



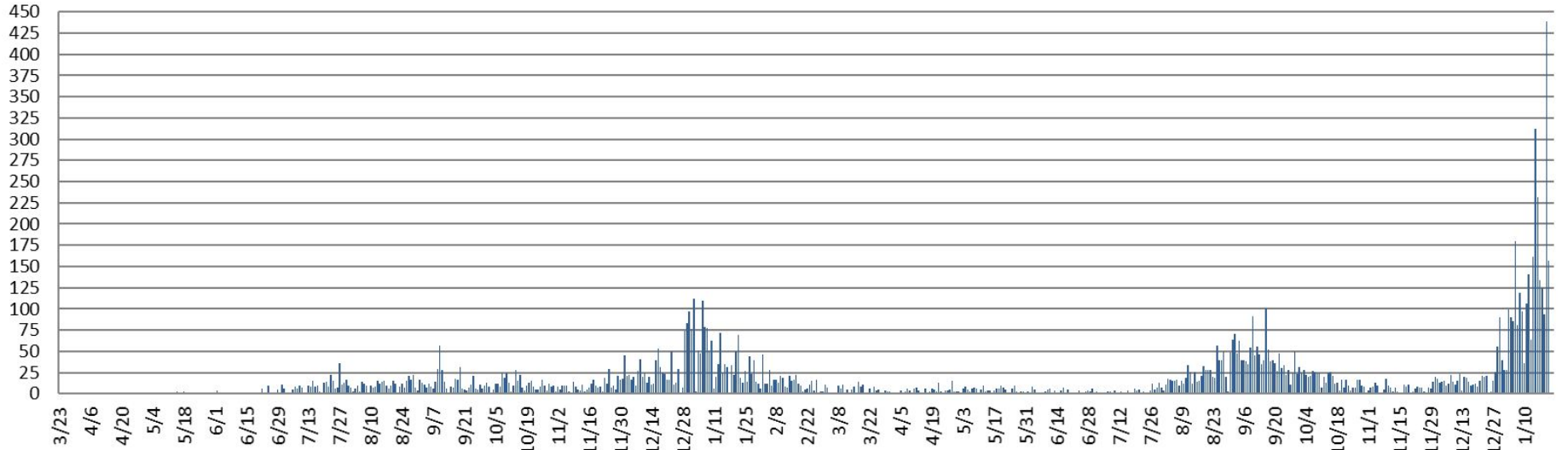
For the week ending January 14th:
38.4% of the 1554 residents, tested in Beaufort County,
tested positive.

**Beaufort County Percent of Tests Resulting as Positive
(Calculated weekly) as of 1/14/2022**

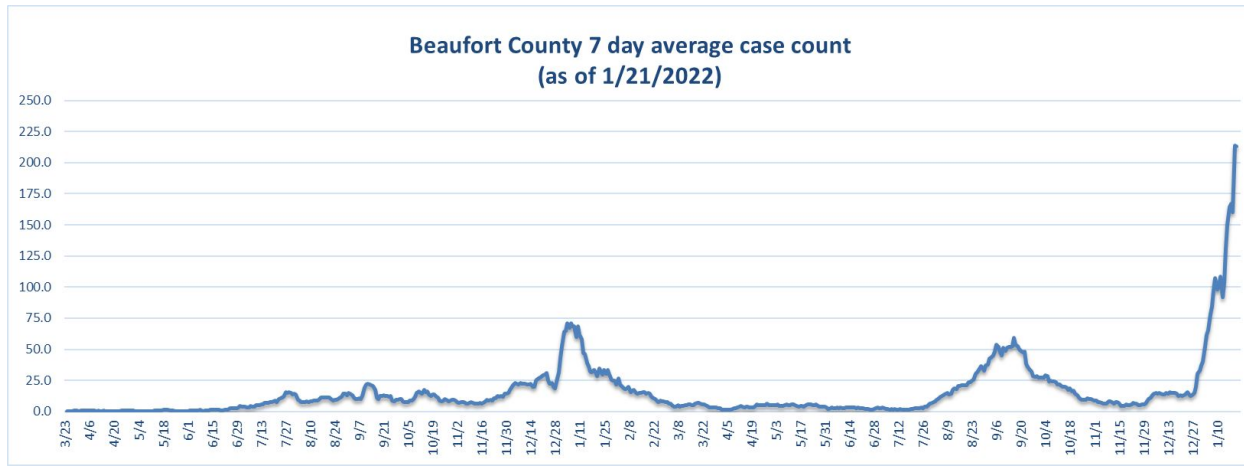


This data is usually compiled on Monday for the previous week's count.
Only tests conducted in the county and results known.

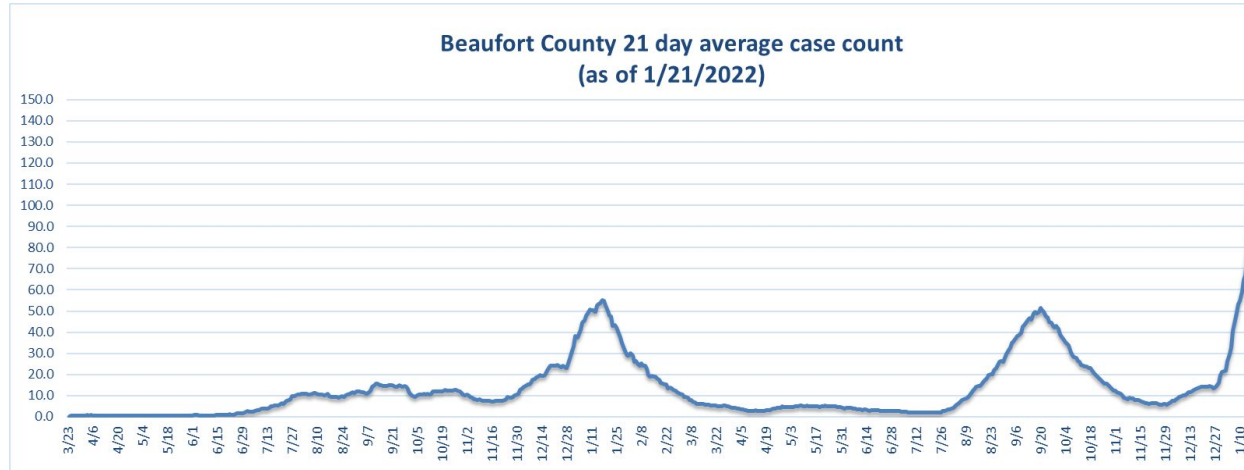
Beaufort County daily case count timeline (as of 1/21/2022)



7 Day Average



21 Day Average

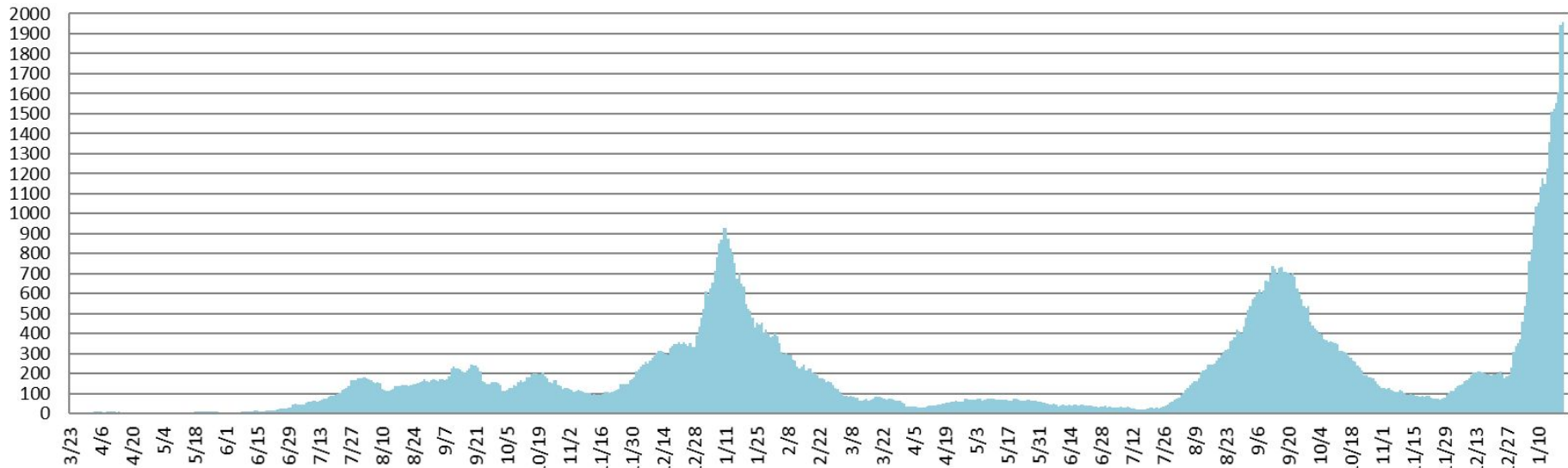


A 21 day average count reduces the weekly variability which may make it more difficult to follow the overall trend.

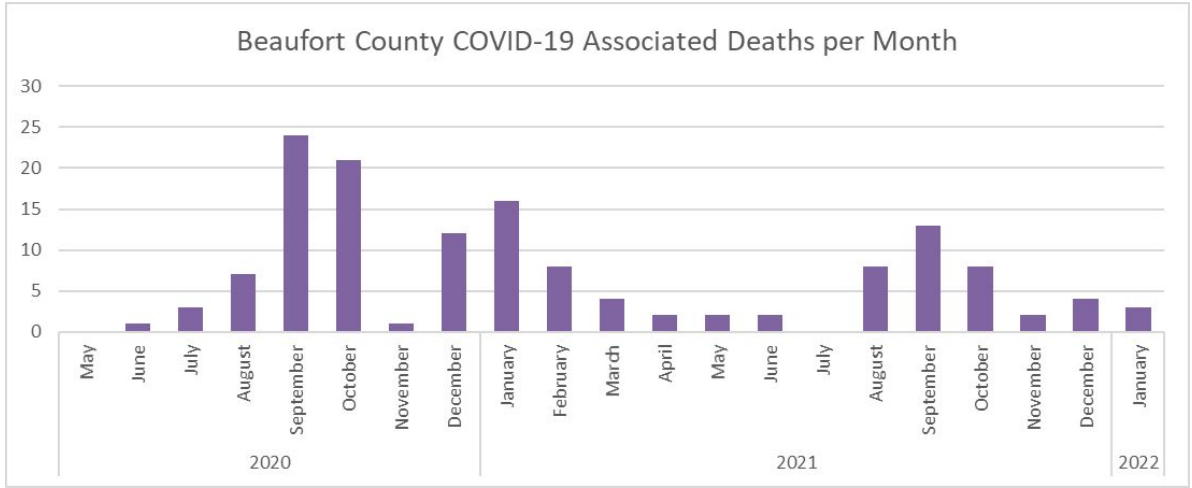
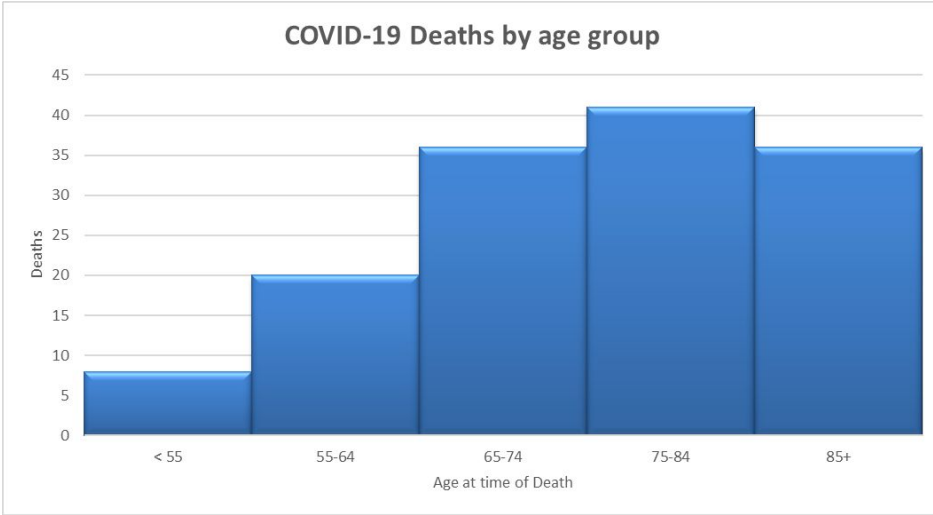
Beaufort County 7 day average case count 7/1/2021 to 1/21/2022



**Beaufort County daily active cases
(approximate count) (as of 1/21/2022)**



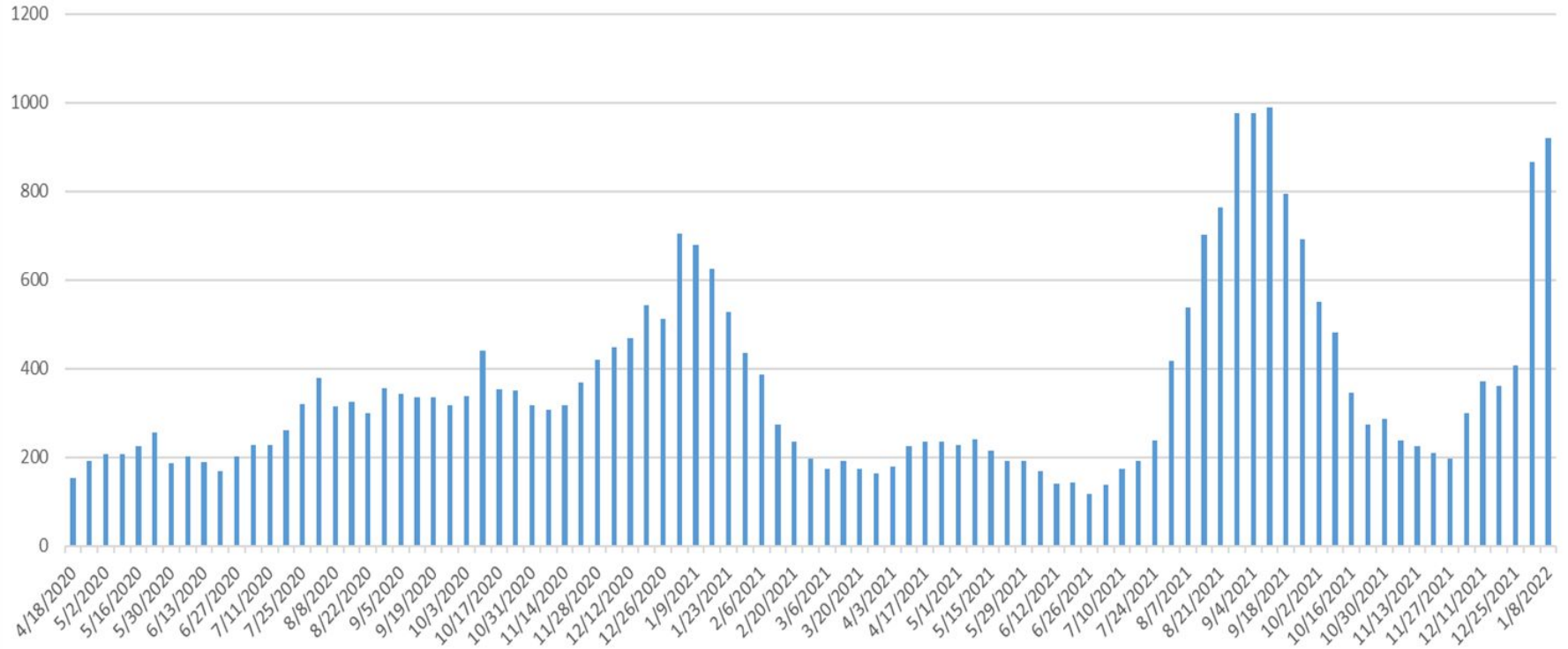
Beaufort County Associated Deaths (141 total)



Vidant Health Covid-like Illness Syndromic Surveillance

Weekly Number of ED visits with Signs and Symptoms of Covid-19

Source: NC DETECT

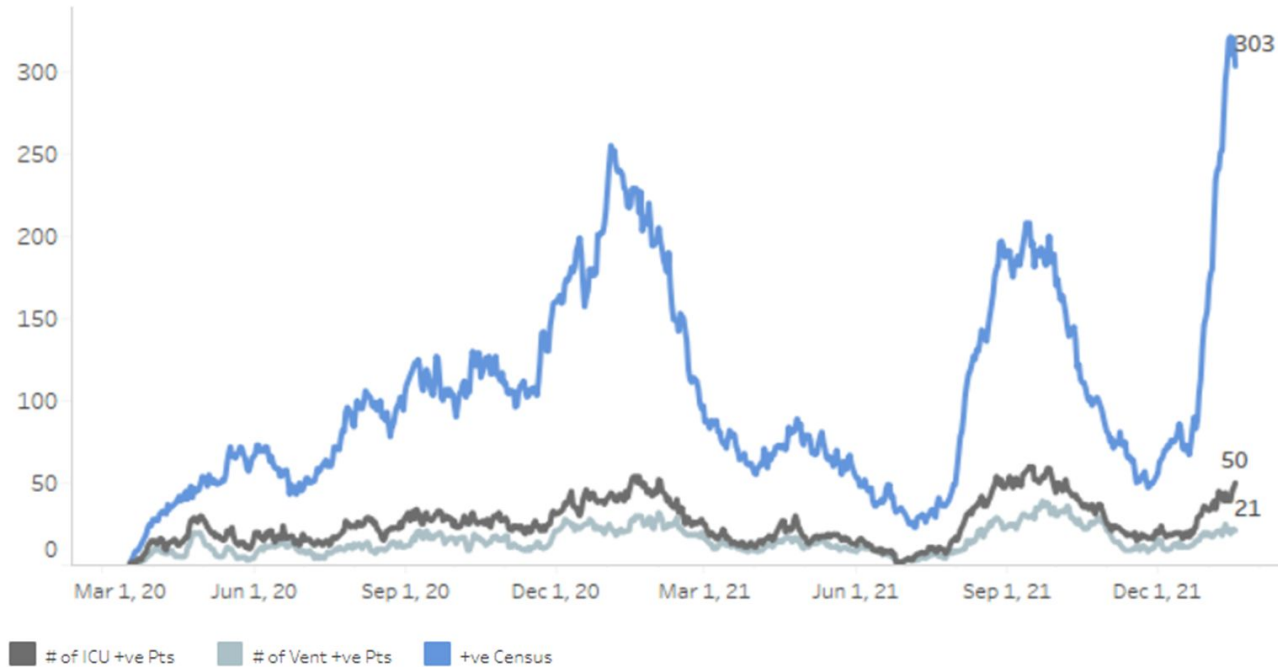


Vidant Regional Information (9 facilities total) - data released 1/18/2022

This chart is daily total number Vidant Health Covid-19 patients hospitalized.

Inpatients ———
ICU ———
On ventilator ———

Daily Census - IP, ICU, Vent



Variants by %

