



It is our mission to protect your health, but we need you to do your part.

COVID-19 Surveillance Data

Beaufort County Health Department

1436 Highland Drive, Washington, North Carolina 27889

252.946.1902

Updates are generally completed daily during the work week though some data is compiled weekly or monthly.



Wednesday, February 2, 2022

Tests conducted on Beaufort county residents (to date)	72,336	
Total cases (tested positive)	11,953	
Total hospitalizations that have occurred	411	3.4%
Total Deaths*	146	1.2%
Average age of deaths (years)	75.0	
Known active cases currently in the county	1,013	
Currently hospitalized	24	2.4%
Currently on a ventilator	3	
Total cases recovered	10,794	90.3%
Seven (7) day average case rate	77.7	
Positive cases June 1 to Dec 31 (2021)**	3,447	
Breakthrough (positive after completing vaccination)**	663	19%
Positive cases since Jan 1, 2022 (Omicron influence)***	3,842	
Breakthrough (this data lags behind case count)	1,223	32%
Deaths* from long term care facilities	56	38%

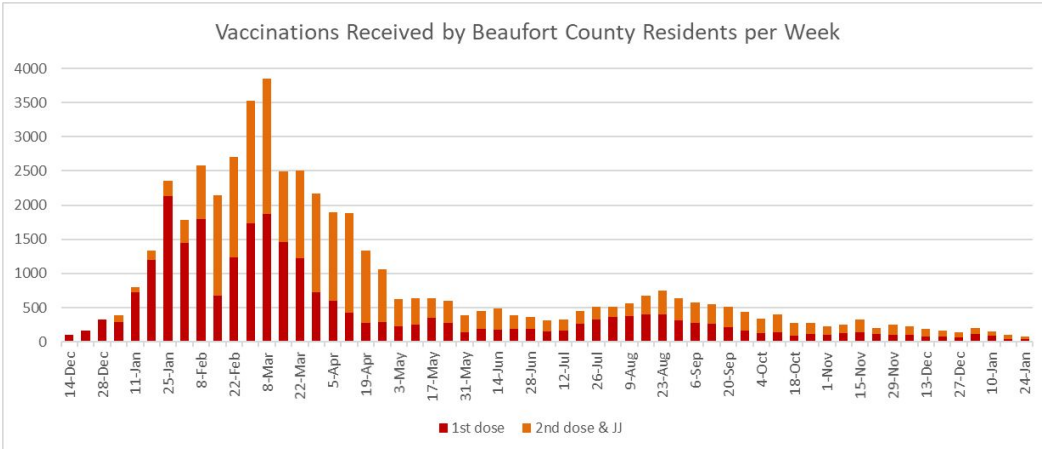
*Deaths reported through this website have been confirmed through a review of the death certificates. This validation process can sometimes take a long time when a resident passes in another County or State. Other sources may report presumptive totals and therefore will vary with those reported here.

**June 1, 2021 is used as a starting point due to first breakthrough case and start of Delta Variant detected in area.

***This period is used to determine influence of Omicron Variant on County

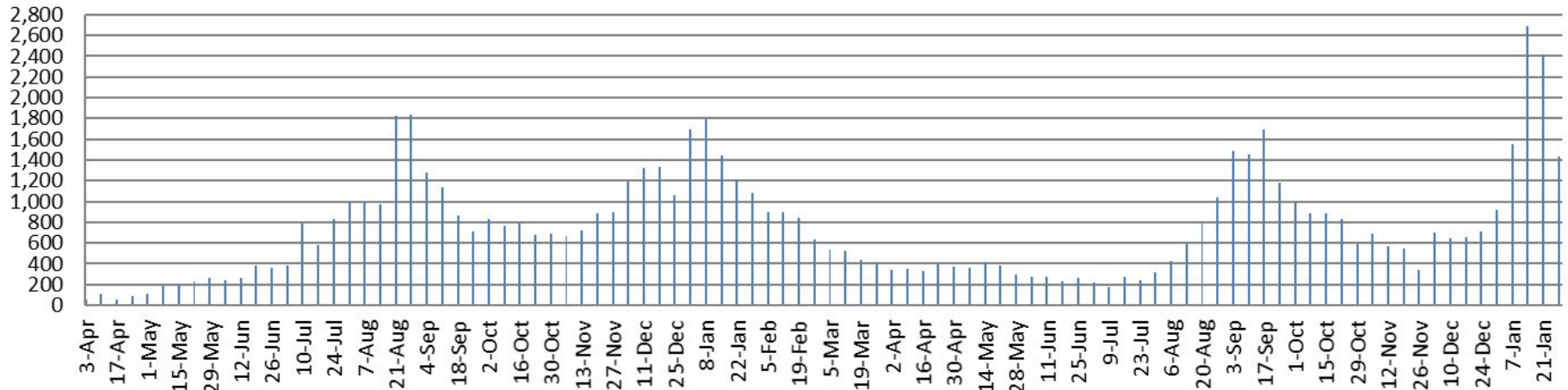
COVID-19 Vaccination Information:

[Click Here for more Information on the COVID Vaccination](#)



Monday, January 31, 2022		Total
Beaufort County Population (NCSCHS)	47,079	
Residents that are partially vaccinated against COVID-19	26,763	56.8%
Completed COVID-19 vaccine series (all vaccines)	25,049	53.2%
Received extra dose or has been given a booster	11,589	
Population over 65 years of age (NCSCHS)	11,281	
Over 65 that have received first dose of COVID-19 vaccine	10,681	94.7%
Over 65 that have completed series	10,270	91.0%
Adult Population (18 and older)	37,758	
Partially vaccinated	25,441	67.4%
Fully vaccinated	23,953	63.4%
12-17 year olds vaccinated	3,295	
Partially vaccinated	1,000	30.3%
Fully vaccinated	868	26.3%
5-11 year olds vaccinated	3,604	
Partially vaccinated	322	8.9%
Fully vaccinated	228	6.3%

Beaufort County Number of Tests Conducted (weekly totals) as of 1/28/2022



This data is usually compiled on Monday for the previous week's count.



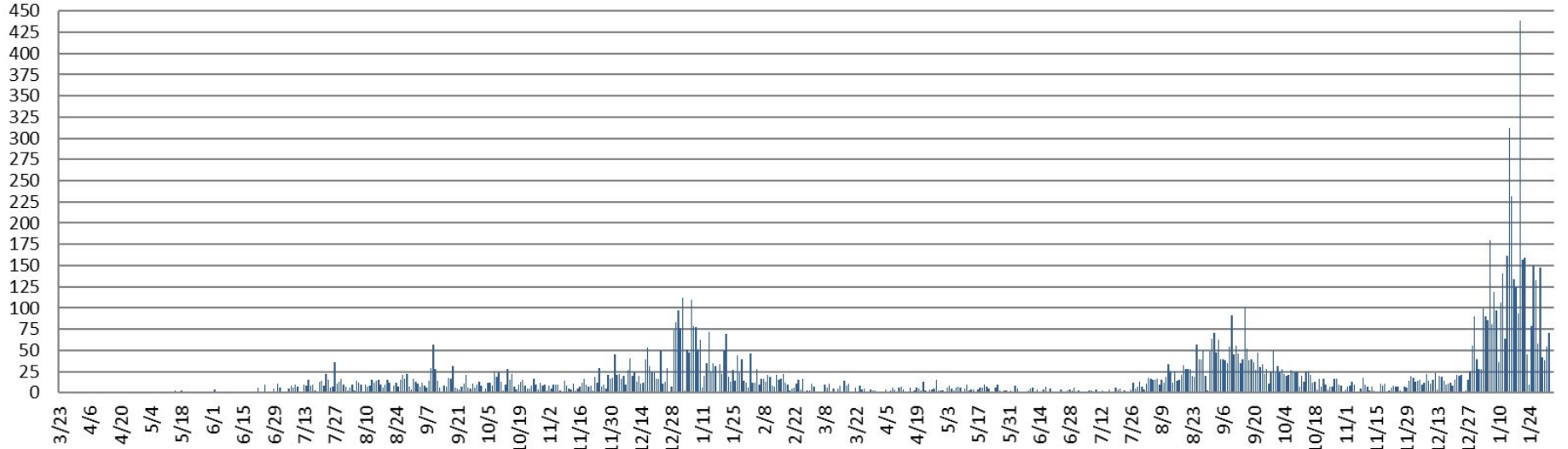
For the week ending January 28th:
38.3% of the 1433 residents, tested in Beaufort County,
tested positive.

**Beaufort County Percent of Tests Resulting as Positive
(Calculated weekly) as of 1/28/2022**

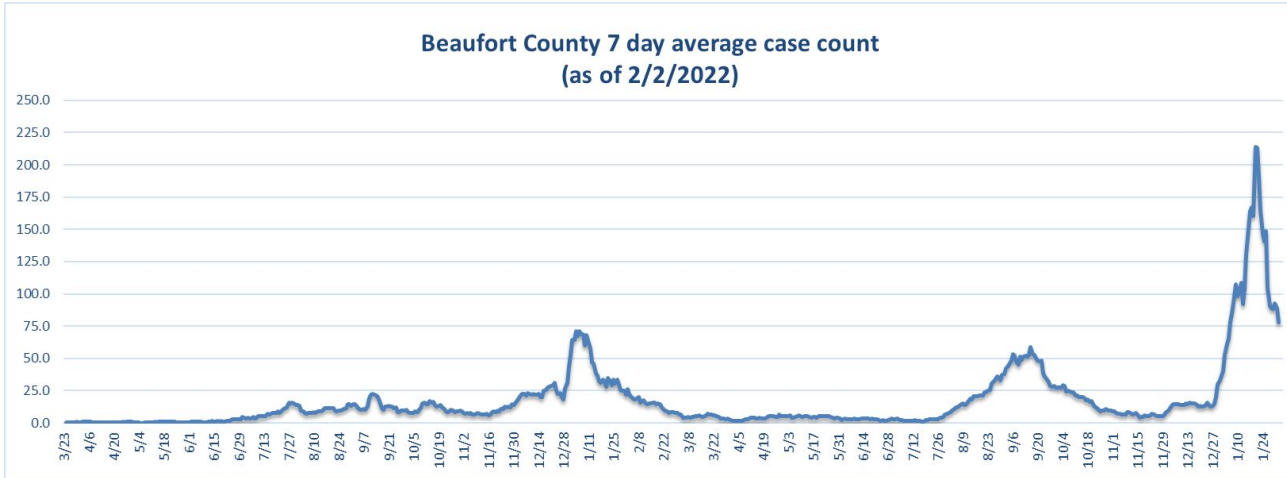


This data is usually compiled on Monday for the previous week's count.
Only tests conducted in the county and results known.

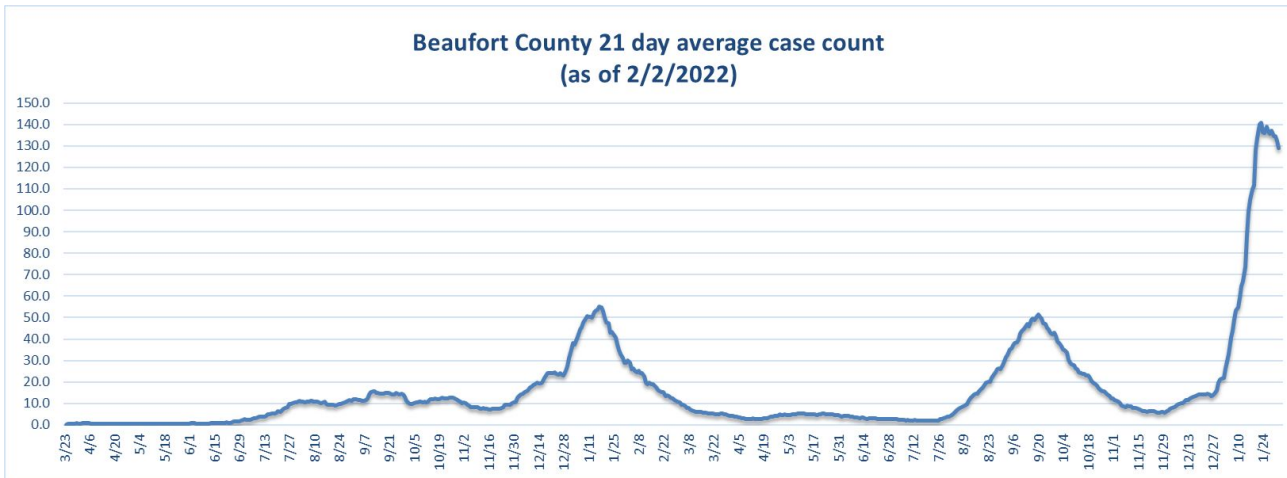
Beaufort County daily case count timeline (as of 2/2/2022)



7 Day Average



21 Day Average

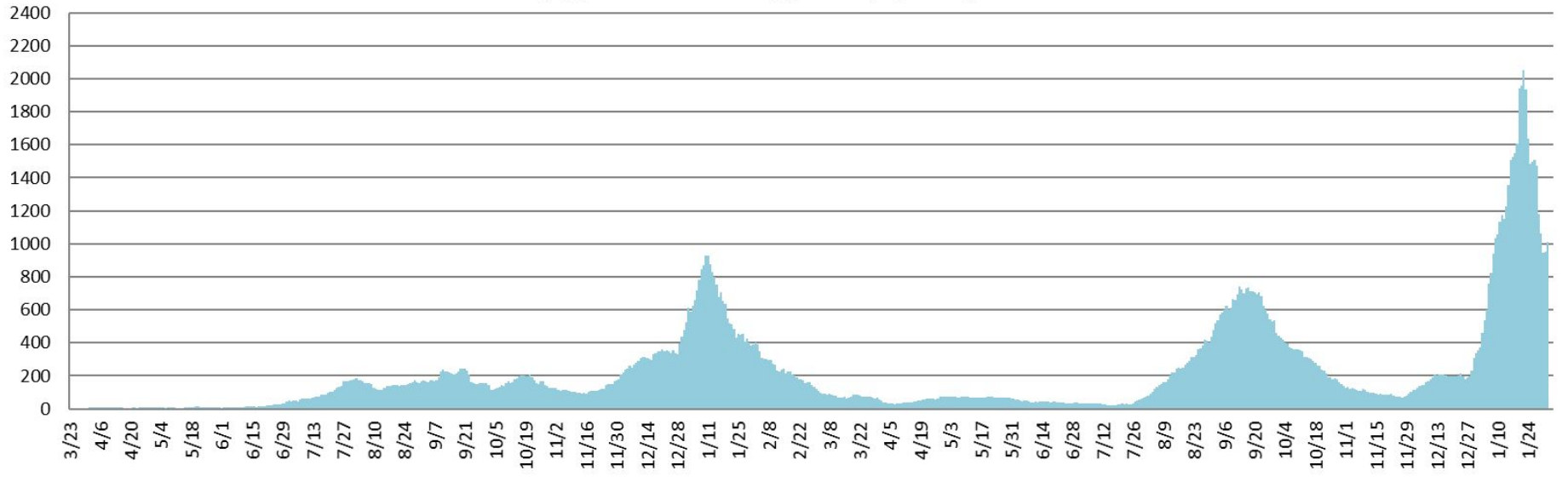


A 21 day average count reduces the weekly variability which may make it more difficult to follow the overall trend.

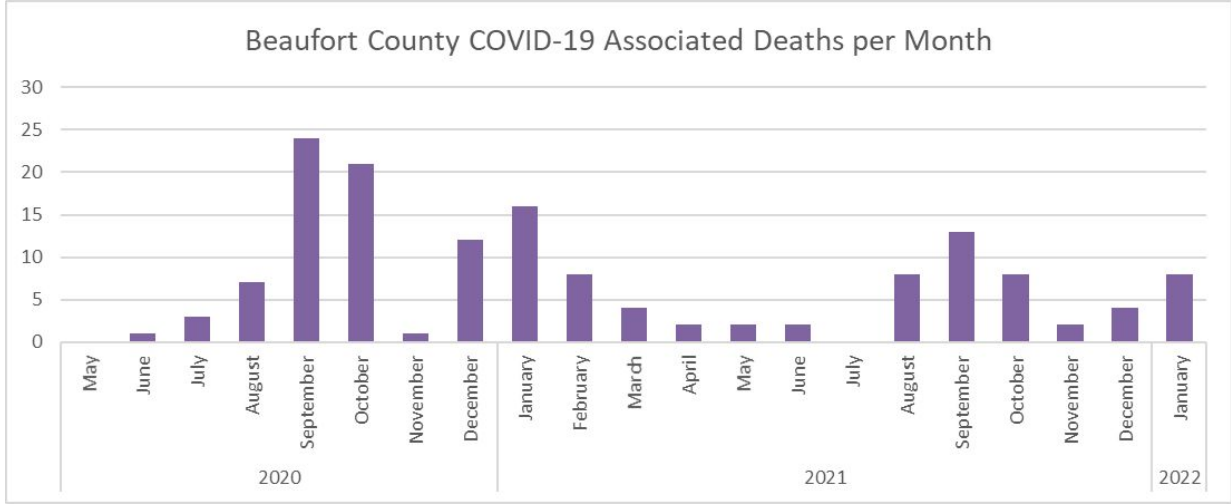
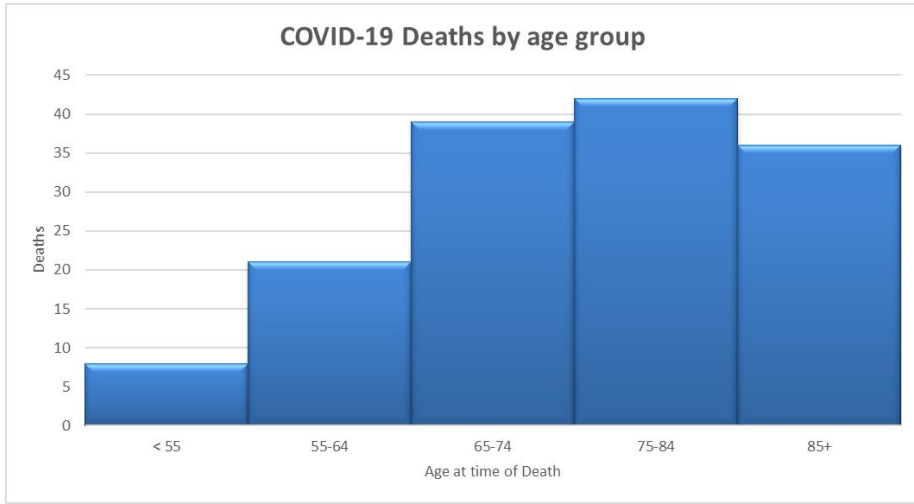
Beaufort County 7 day average case count 7/1/2021 to 2/2/2022



**Beaufort County daily active cases
(approximate count) (as of 2/2/2022)**



Beaufort County Associated Deaths (146 total)



Selected Demographic Information of positive COVID cases (N=11,278)				146	
	Expected %*	Number	Percent	Deaths	
Race (ethnicity)					
White (non-Hispanic)	65.9%	55	59%	97	66.4%
Black (non-Hispanic)	24.8%	55	13%	41	28.1%
Hispanic	8.0%	55	8%	7	4.8%
Other	1.3%	55	13%	1	0.7%
Unk		55	7%		
Gender					
F	52.5%	6255	55.5%	72	49.3%
M	47.5%	5010	44.4%	74	50.7%
missing		13	0.1%		
Age Cohort					
0-17	19.6%	1991	17.7%	0	
18-24	7.6%	1240	11.0%	0	
25-49	22.0%	3914	34.7%	4	2.7%
50-64	21.8%	2238	19.8%	25	17.1%
65+	24.0%	1895	16.8%	117	80.1%
unk		0	0.0%		
*2019 USCB population estimates					

Vidant Regional Information (9 facilities total) - data released 1/25/2022

This chart is daily total number Vidant Health Covid-19 patients hospitalized.

Inpatients —
ICU —
On ventilator —

Daily Census - IP, ICU, Vent

