



It is our mission to protect your health, but we need you to do your part.

COVID-19 Surveillance Data

Beaufort County Health Department

1436 Highland Drive, Washington, North Carolina 27889

252.946.1902

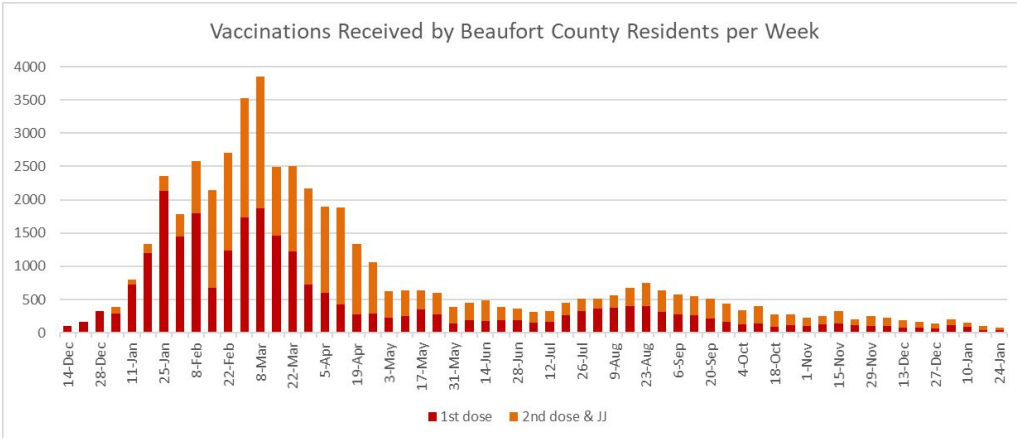
Updates are generally completed daily during the work week though some data is compiled weekly or monthly.



Wednesday, February 9, 2022			
Tests conducted on Beaufort county residents (to date)	73,639		
Total cases (tested positive)	12,249		
Total hospitalizations that have occurred	448	3.7%	
Total Deaths*	148	1.2%	
Average age of deaths (years)	75.0		
Known active cases currently in the county	661		
Currently hospitalized	25	3.8%	
Currently on a ventilator	4		
Total cases recovered	11,440	93.4%	
Seven (7) day average case rate	42.3		
Positive cases June 1 to Dec 31 (2021)**	3,447		
Breakthrough (positive after completing vaccination)**	663	19%	
Positive cases since Jan 1, 2022 (Omicron influence)***	4,138		
Breakthrough (this data lags behind case count)	1,223	30%	
Deaths* from long term care facilities	56	38%	
<p>*Deaths reported through this website have been confirmed through a review of the death certificates. This validation process can sometimes take a long time when a resident passes in another County or State. Other sources may report presumptive totals and therefore will vary with those reported here.</p>			
<p>**June 1, 2021 is used as a starting point due to first breakthrough case and start of Delta Variant detected in area.</p>			
<p>***This period is used to determine influence of Omicron Variant on County</p>			

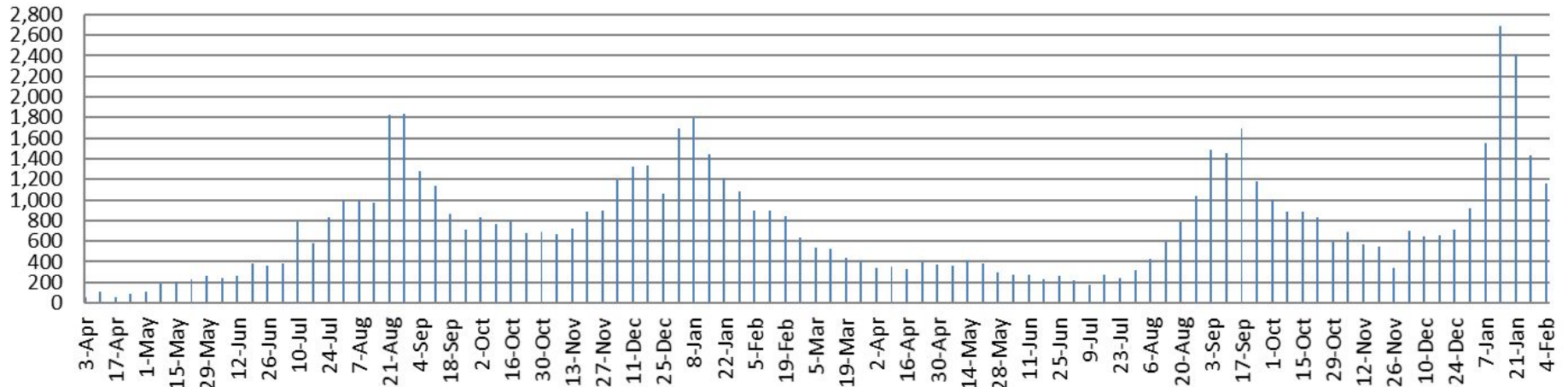
COVID-19 Vaccination Information:

[Click Here for more Information on the COVID Vaccination](#)



Monday, February 7, 2022		Total
Beaufort County Population (NCSCHS)		47,079
Residents that are partially vaccinated against COVID-19	26,876	57.1%
Completed COVID-19 vaccine series (all vaccines)	25,155	53.4%
Received extra dose or has been given a booster	12,070	
Population over 65 years of age (NCSCHS)	11,281	
Over 65 that have received first dose of COVID-19 vaccine	10,701	94.9%
Over 65 that have completed series	10,287	91.2%
Adult Population (18 and older)	37,758	
Partially vaccinated	25,515	67.6%
Fully vaccinated	24,024	63.6%
12-17 year olds vaccinated	3,295	
Partially vaccinated	1,008	30.6%
Fully vaccinated	871	26.4%
5-11 year olds vaccinated	3,604	
Partially vaccinated	353	9.8%
Fully vaccinated	260	7.2%

Beaufort County Number of Tests Conducted (weekly totals) as of 2/4/2022



This data is usually compiled on Monday for the previous week's count.



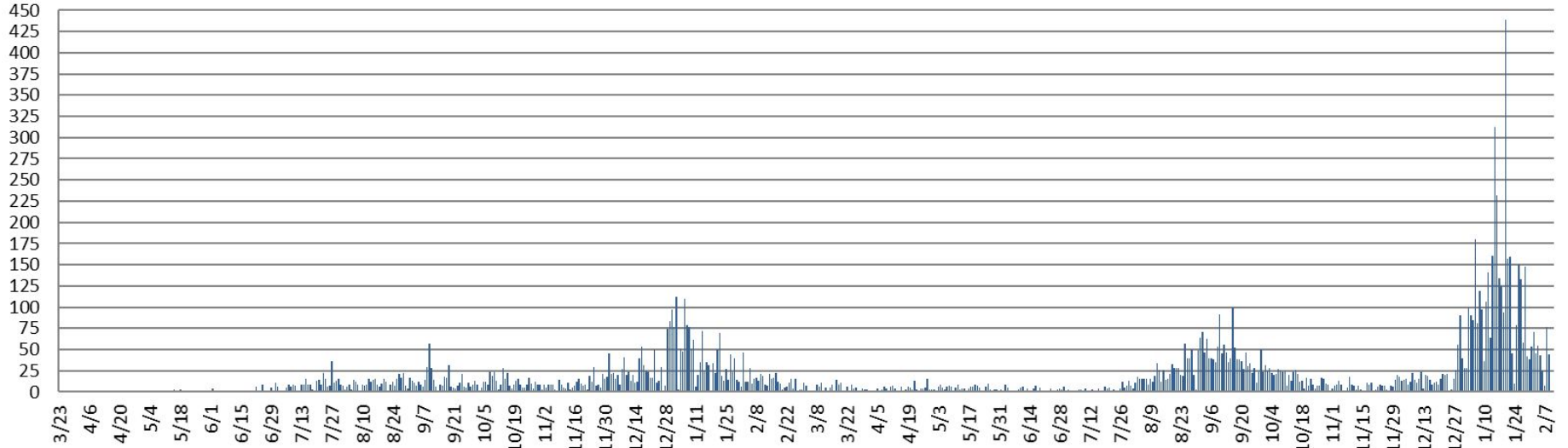
For the week ending February 4th:
27.6% of the 1154 residents, tested in Beaufort County,
tested positive.

**Beaufort County Percent of Tests Resulting as Positive
(Calculated weekly) as of 2/4/2022**

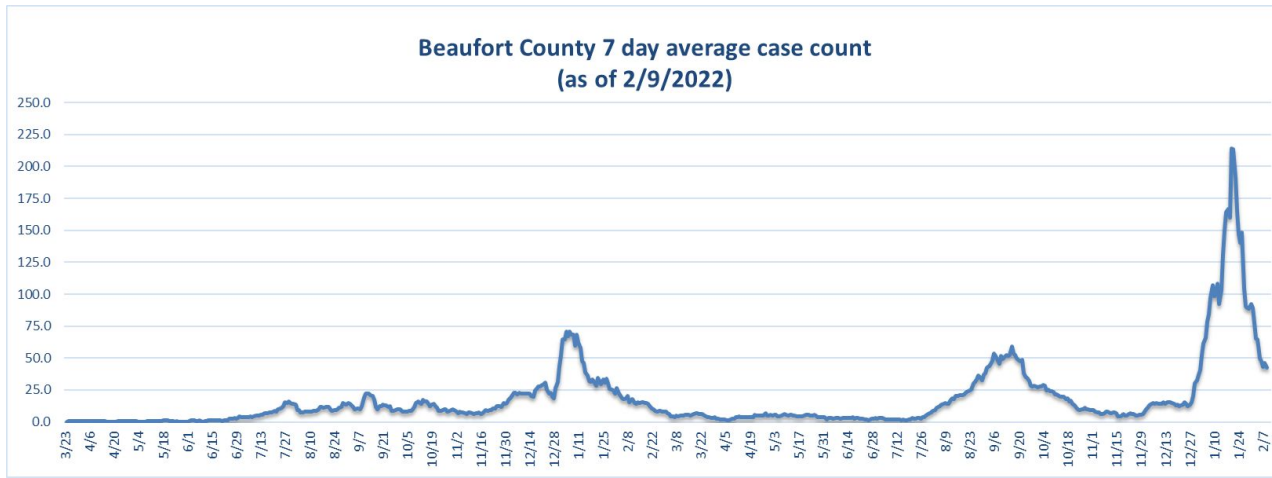


This data is usually compiled on Monday for the previous week's count. Only tests conducted in the county and results known.

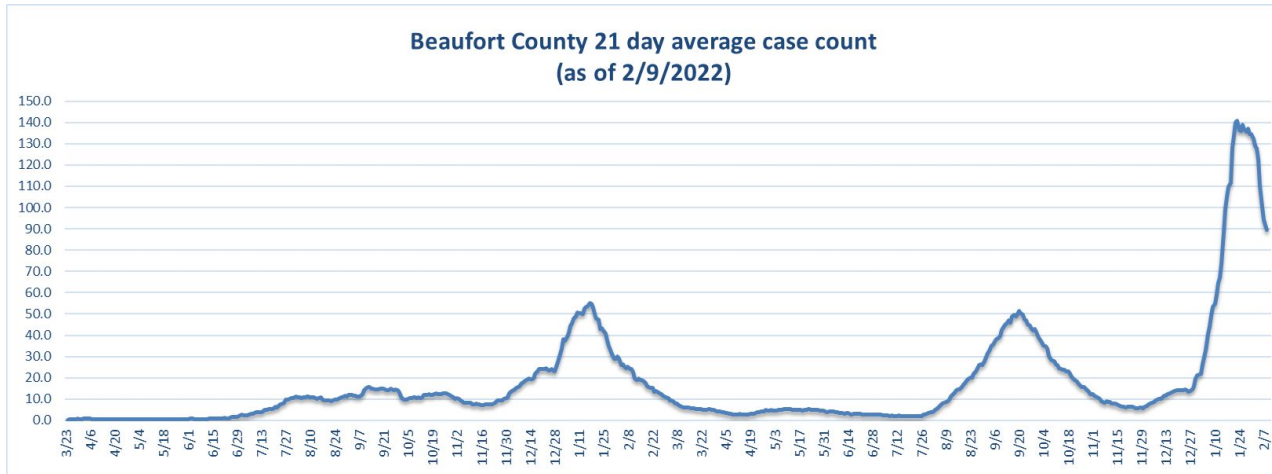
Beaufort County daily case count timeline (as of 2/9/2022)



7 Day Average



21 Day Average



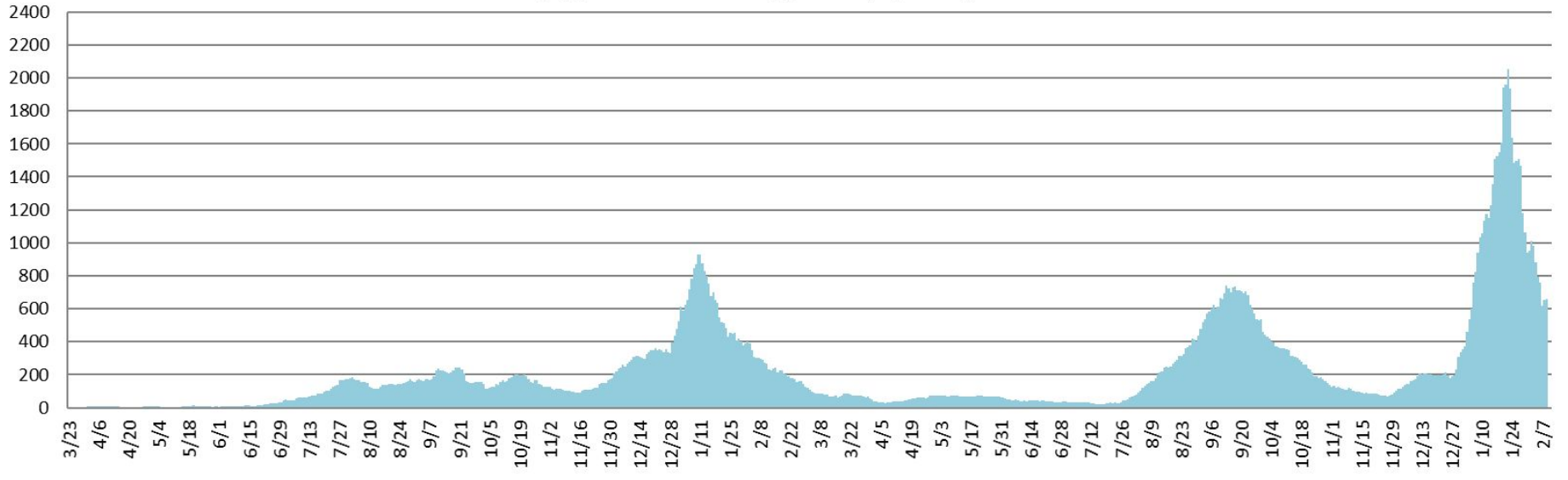
A 21 day average count reduces the weekly variability which may make it more difficult to follow the overall trend.

Beaufort County 7 day average case count 7/1/2021 to 2/9/2022

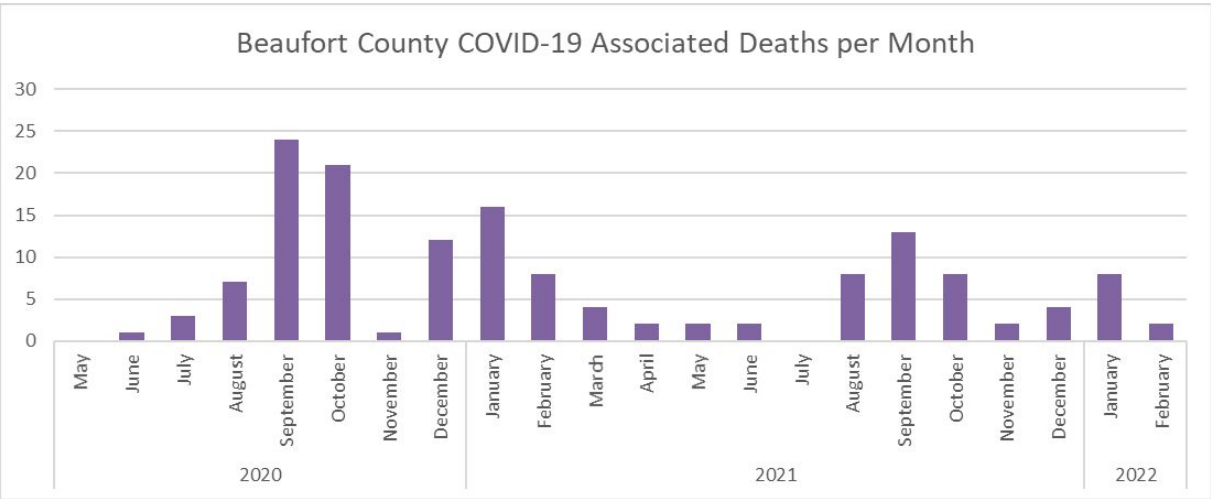
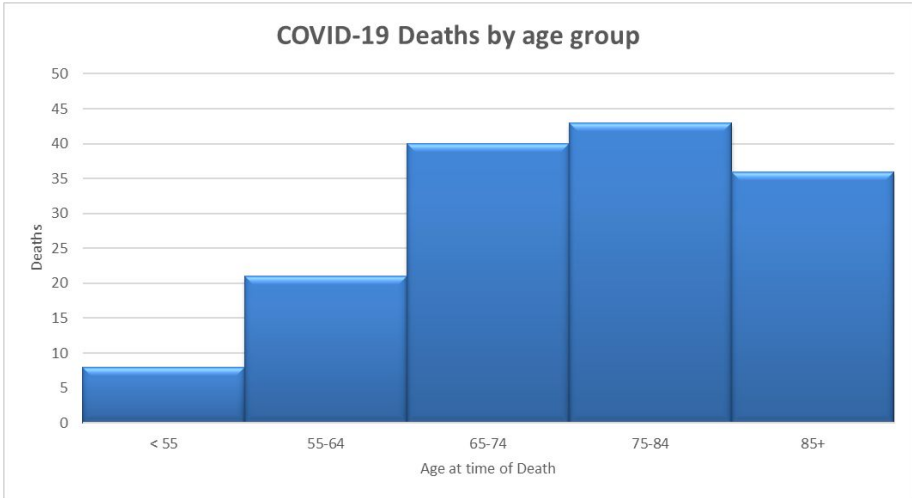




**Beaufort County daily active cases
(approximate count) (as of 2/9/2022)**



Beaufort County Associated Deaths (148 total)

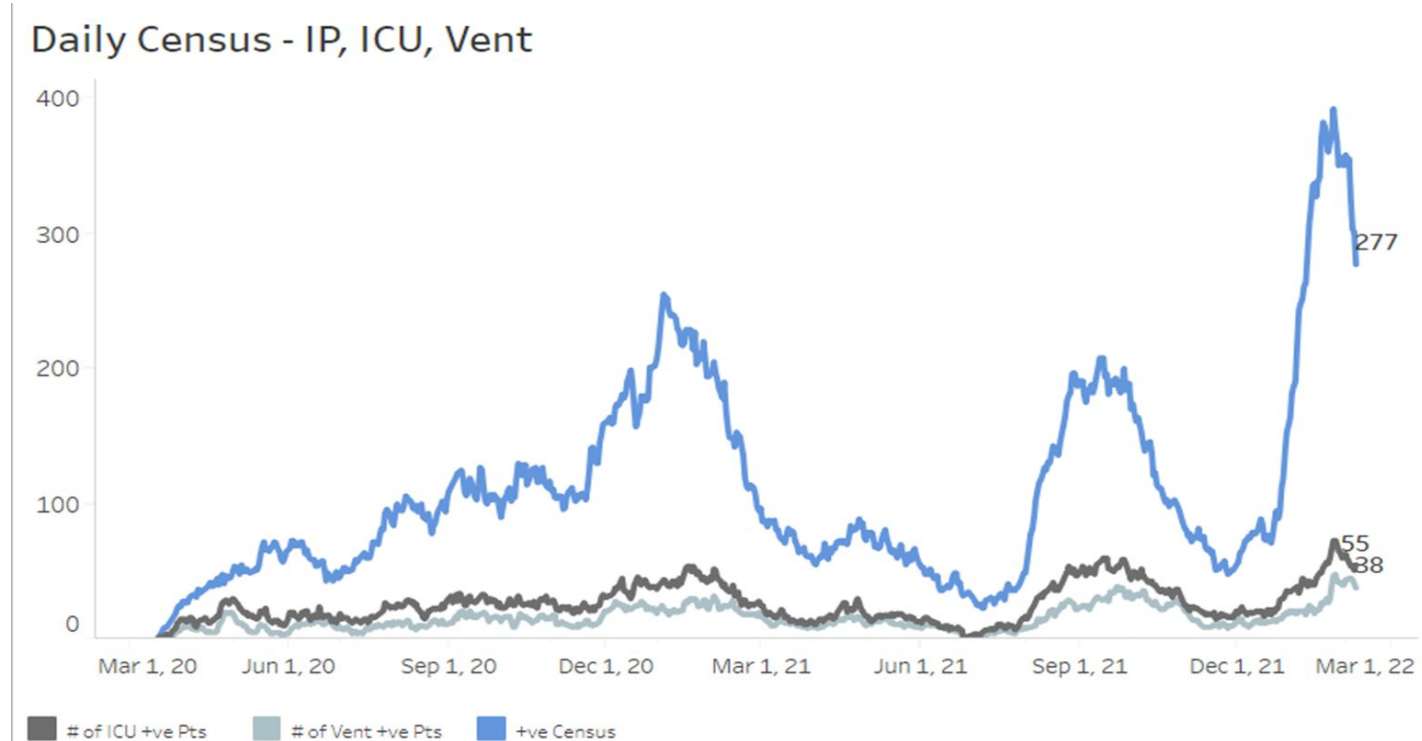


Selected Demographic Information of positive COVID cases (N=11,278)				148	
	Expected %*	Number	Percent	Deaths	
Race (ethnicity)					
White (non-Hispanic)	65.9%	55	59%	99	66.9%
Black (non-Hispanic)	24.8%	55	13%	41	27.7%
Hispanic	8.0%	55	8%	7	4.7%
Other	1.3%	55	13%	1	0.7%
Unk		55	7%		
Gender					
F	52.5%	6255	55.5%	74	50.0%
M	47.5%	5010	44.4%	74	50.0%
missing		13	0.1%		
Age Cohort					
0-17	19.6%	1991	17.7%	0	
18-24	7.6%	1240	11.0%	0	
25-49	22.0%	3914	34.7%	4	2.7%
50-64	21.8%	2238	19.8%	25	16.9%
65+	24.0%	1895	16.8%	119	80.4%
unk		0	0.0%		
*2019 USCB population estimates					

Vidant Regional Information (9 facilities total) - data released 1/25/2022

This chart is daily total number Vidant Health Covid-19 patients hospitalized.

Inpatients —
ICU —
On ventilator —



Variants by %

